


ESP FOCUS

Have a Safe Trip!



Whether it's a weekend away or the vacation of a lifetime, a little time away from home can be full of fun and adventure. For some families and business travelers, however, the prospect of traveling in the wake of 9/11 might seem a little

frightening. The good news is that with a little extra planning and attention to detail, vacations and business trips can still be safe, enjoyable and productive.

In fact, governmental agencies have focused a lot of attention on travel safety since September 11, 2001. New security procedures at airports and in planes have made air travel safer. The travel and tourism industry has also strengthened programs to ensure that people can enjoy road trips, hotel stays, and destination visits with confidence.

As always in these times, it makes sense to be alert and observant. We should always be aware of our surroundings and report any suspicious activities to the authorities. In selecting routes and destinations, we should avoid locations where there is active hostility. And it is always wise to be knowledgeable about our destination, to have planned our trip carefully, and to be courteous guests when we travel.

TAKE ACTION

The reverse side of this sheet offers useful checklists for safe travel by air, vehicle, or by other means, including planning and packing, securing your home while you're gone, and adapting to new security measures. These simple steps may help you enjoy your family vacation, getaway weekend, or business trip with more peace of mind.

CHECK THESE WEBSITES


www.tsa.gov (Transportation Security Administration)

www.cdc.gov/travel (Centers for Disease Control, travel alerts)

www.aaa-calif.com/travel/tips (Automobile Club of Southern California, travel tips)

www.dhs.gov (United States Department of Homeland Security)

www.state.gov/travel (United States Department of State)



This flyer is courtesy of

J U N E

www.espfocus.org

WHAT YOU CAN DO NOW TO PLAN A SAFE TRIP

- Start early. Allow enough planning time to research your destination and to find the best routes. Take advantage of resources like the Automobile Club, visitors' bureaus, and websites to plan your trip and make reservations.
- Learn what conditions are like in the place you plan to go. If you're leaving the country, check the US State Department for travel advisories.
- Make sure your identification, passport, driver's license, emergency contact lists and insurance are all up-to-date.
- Have enough cash and credit for your planned trip and to handle any emergencies that might arise during your travel.
- Handle your credit cards, etc., carefully.

TO PACK FOR A SAFE TRIP


- Strictly obey rules on what you can and can't carry on an airplane. (For details, see the Transportation Security Administration web site, www.tsa.gov)
 - Never carry weapons, explosives, flammable items or disabling chemicals
 - Sharp objects, tools and some sporting goods may be carried in checked baggage, but not in carry-on bags
 - Do not leave unprocessed film in checked bags
- Don't lock your luggage. Instead, carry a few plastic cable ties to secure zippers. If Federal Security Screeners need to open and search your bag, they will leave a note inside the bag and use a cable tie to close the zipper again.
- Put personal belongings in clear plastic bags so that screeners can see them without handling them.
- Pack footwear on top of other items in your suitcase.
- Place your name, home address, itinerary, and destination inside each bag.
- Bring only as much luggage as airline rules permit.
- If you are carrying gifts, wait to wrap them until you arrive at your destination.
- Don't bring agricultural products across state lines, and never carry fruit or vegetables out of a quarantined area.

TO PROTECT YOUR HOME IN YOUR ABSENCE

- Arrange to stop your mail, newspapers, and other routine deliveries.
- Have a neighbor keep plants watered, pick up packages, and check the house from time-to-time.
- Leave copies of your itinerary, passport data page and visas with a trusted friend, so you can be contacted in case of an emergency.

AT THE AIRPORT, TRAIN STATION, BUS DEPOT OR SEAPORT

- Arrive early. Recommended check-in times vary by carrier.
- Confirm which parking lots are open. Allow extra time for possible inspection of your vehicle, for parking and for shuttle transportation.
- Bring a photo identification for every person 18 years and older, and a valid passport if your destination is outside the United States.
- Bring all travel documents.
- Keep your luggage with you at all times, and report any suspicious or abandoned items to security officers.
- Avoid wearing clothing, jewelry or other accessories that contain metal.
- Avoid carrying metal items such as keys, change, lighters, cell phones, pagers and personal data assistants in your pockets. Place them in your carry-on until you clear security.
- If you are traveling with children, tell them in advance about the screening process and reassure them that their personal items will be returned to them after screening.
- Do not make jokes about threats such as bombs or explosives.



This focus sheet is produced as part of the Emergency Survival Program (ESP). ESP is an awareness campaign designed to increase home, neighborhood, business and school emergency preparedness. ESP was developed by the County of Los Angeles. The California Governor's Office of Emergency Services (OES) and representatives from Contra Costa, Imperial, Inyo, Kern, Los Angeles, Marin, Mono, Orange, Riverside, San Bernardino, San Diego, San Luis Obispo, Santa Barbara, Santa Cruz, and Ventura counties, Southern California Edison, the Southern California Earthquake Center and the American Red Cross assist in the development of campaign materials and coordination of the campaign.